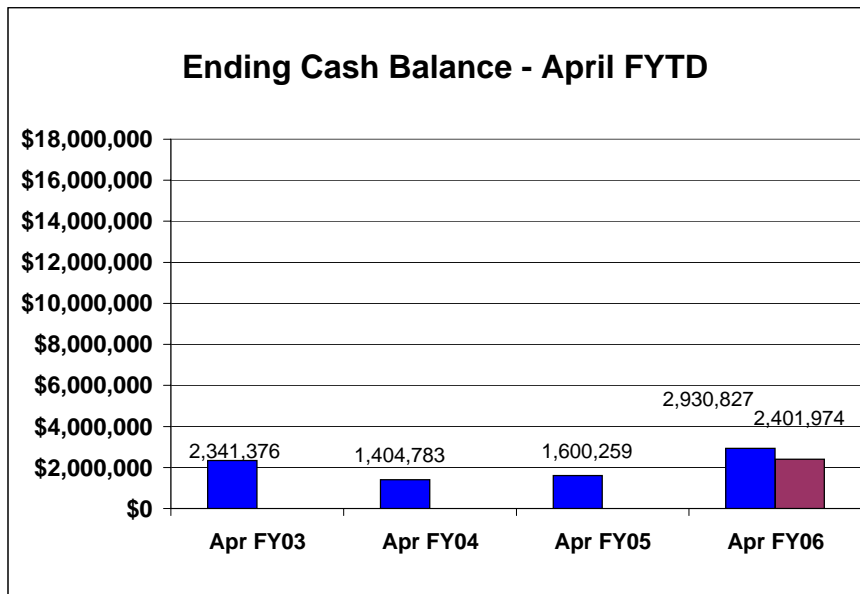
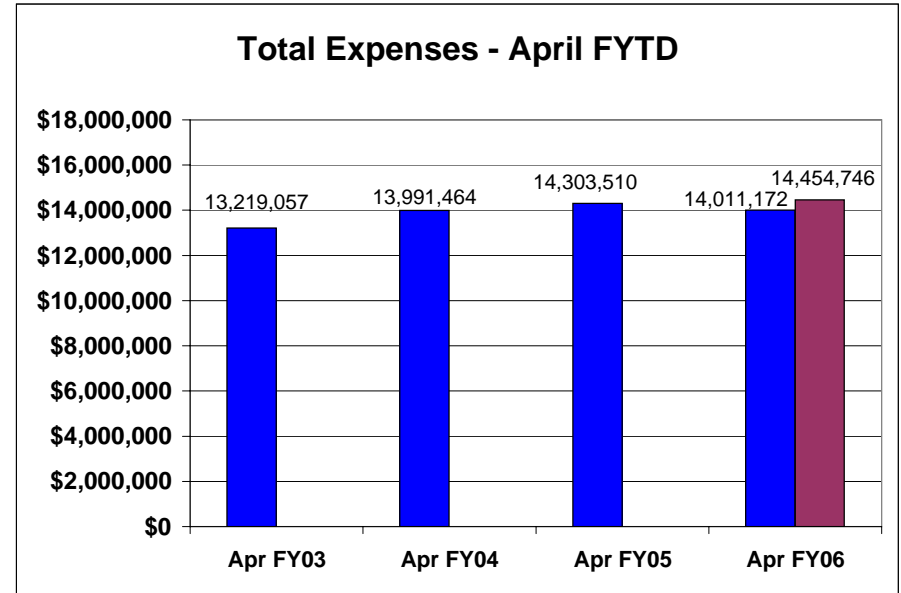
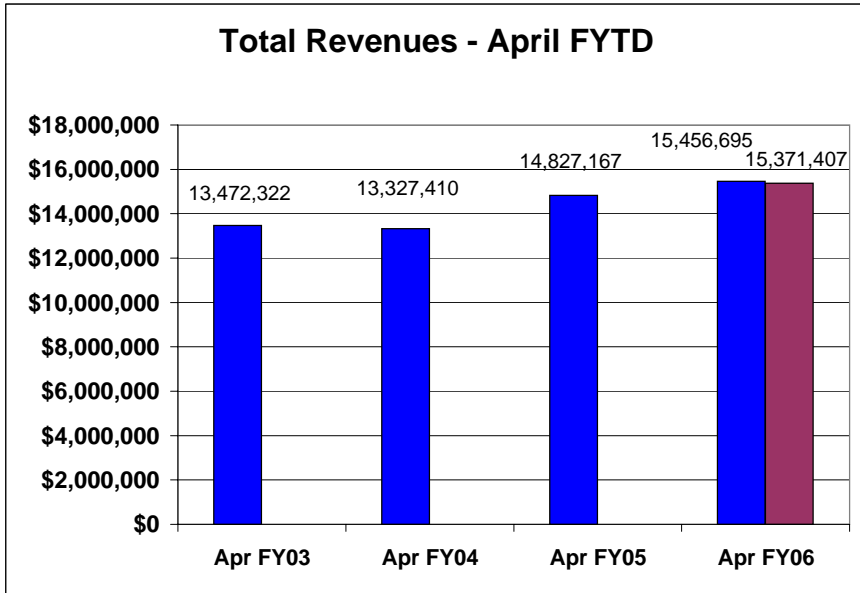


FINNEYTOWN LOCAL SCHOOL DISTRICT -- HAMILTON COUNTY HISTORICAL TREND ANALYSIS - APRIL 2006 FYTD GENERAL FUND ONLY



FINANCIAL HIGHLIGHTS - April 2006 FYTD

Total Revenues (Line 2.08)

- Total revenues were \$634,362 for April, \$15,456,695 for the fiscal year.
- On 4/28/06, the Auditor of State issued bulletin 2006-004, which revised the required coding of rollback, homestead, \$10k personal prop tax exemption, electric deregulation tax replacement and tangible personal property tax loss. This will redistribute some of these revenues to different lines on the 5 year forecast and ultimately affect final favorability across these line items.
- Restricted Grants is unfavorable (\$198k), some of which will be permanent, as the late special educ. catastrophic payment (May) will be -\$97,558 short.
- All Other Operating is trending favorably by \$55,824.

Total Expenditures (Line 5.05)

- Personal services are trending favorably FYTD by \$125,599.
- Purchase services \$182,193 FYTD favorability is both timing and non-timing related; currently projected to finish \$50k favorable (special education)

Cash Balance (Line 7.02)

- Ending cash balance was \$2,930,827.
- The District expects to finish the fiscal year favorable to plan.

CHART LEGEND

■ Actual

■ Budget