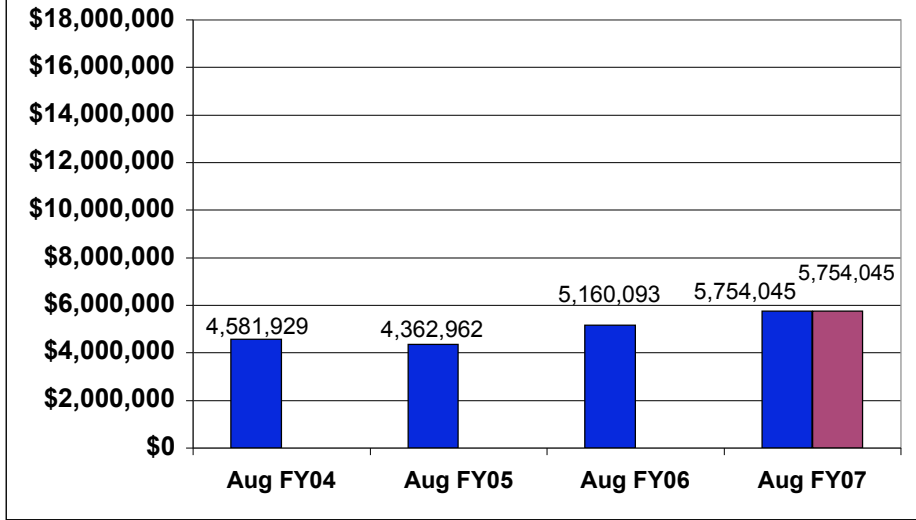
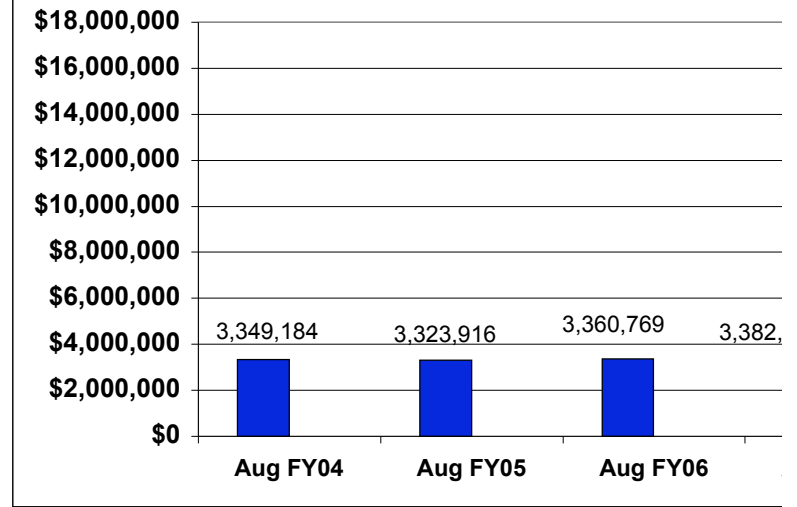


**FINNEYTOWN LOCAL SCHOOL DISTRICT -- HAMILTON COUNTY  
HISTORICAL TREND ANALYSIS - AUGUST 2006 FYTD  
GENERAL FUND ONLY**

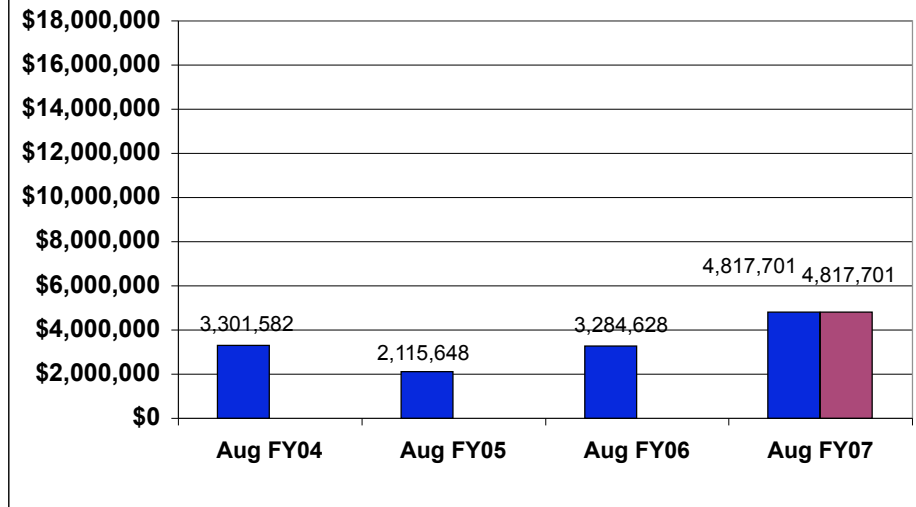
**Total Revenues - August FYTD**



**Total Expenses - August FYTD**



**Ending Cash Balance - August FYTD**



**FINANCIAL HIGHLIGHTS - August 2006 FYTD**

**Total Revenues (Line 2.08)**

- Total revenues were \$930,558 in August and \$5,754,045 FY
- Property tax allocation \$27,291 represents a 3/7ths state tax property phase-out holdharmless installment payment.
- All other Operating revenue includes \$54,474 FYTD in interest

**Total Expenditures (Line 5.05)**

- Total expenditures were \$1,372,424 for August and \$3,382,000 fiscal year.
- Salaries total \$830,683 in August and \$2,483,821 fiscal year
- Benefits total \$253,990 in August and \$508,518 fiscal year total

**Cash Balance (Line 7.02)**

- Expenditures exceeded revenues for the month by \$441,866
- Fiscal year to date, revenues exceed expenditures by \$2,371,000
- Ending cash balance was \$4,817,701.

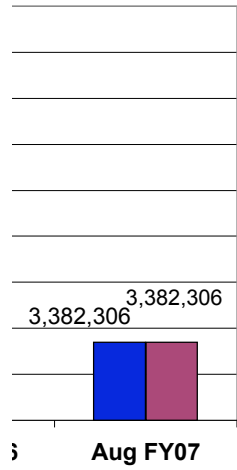
CHART LEGEND

■ Actual

■ Budget



**TD**



TD.  
eligible personal

est income.

306 for the

r to date.  
o date.

3.  
1,739.

st

