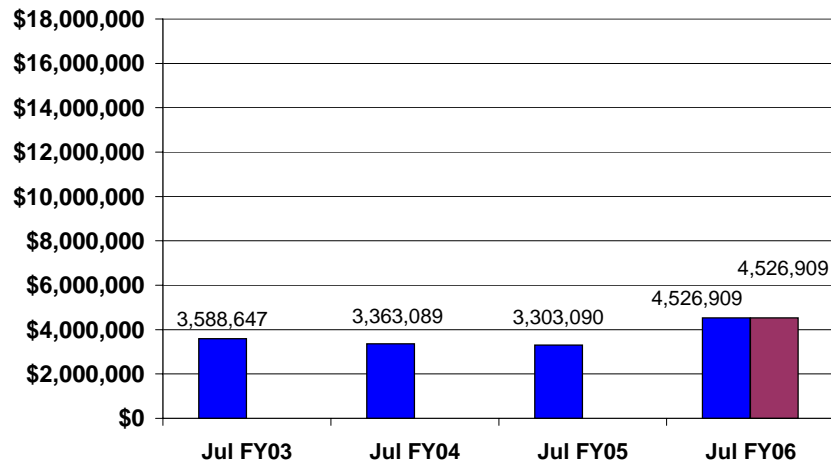



FINNEYTOWN LOCAL SCHOOL DISTRICT -- HAMILTON COUNTY HISTORICAL TREND ANALYSIS - JULY 2005 FYTD GENERAL FUND ONLY

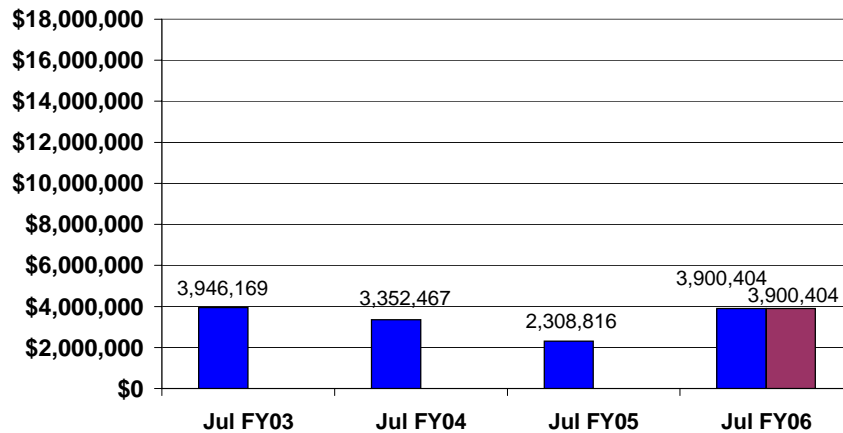
Total Revenues - July FYTD



Total Expenses - July FYTD



Ending Cash Balance - July FYTD



FINANCIAL HIGHLIGHTS - July 2005 FYTD

Total Revenues (Line 2.08)

- Total revenues equaled \$4,526,909 in July.
- Real estate collections totaled \$4,000,000.
- Unrestricted grants totaled \$497,941.

Total Expenditures (Line 5.05)

- Total expenditures were \$2,111,809 in July.
- Salaries totaled \$1,693,644 (representing 2 payrolls).
- Benefits totaled \$264,325.

Cash Balance (Line 7.02)

- Revenues exceeded expenditures for the month by \$2,415,100.
- Ending cash balance was \$3,900,404.

CHART LEGEND

■ Actual

■ Budget