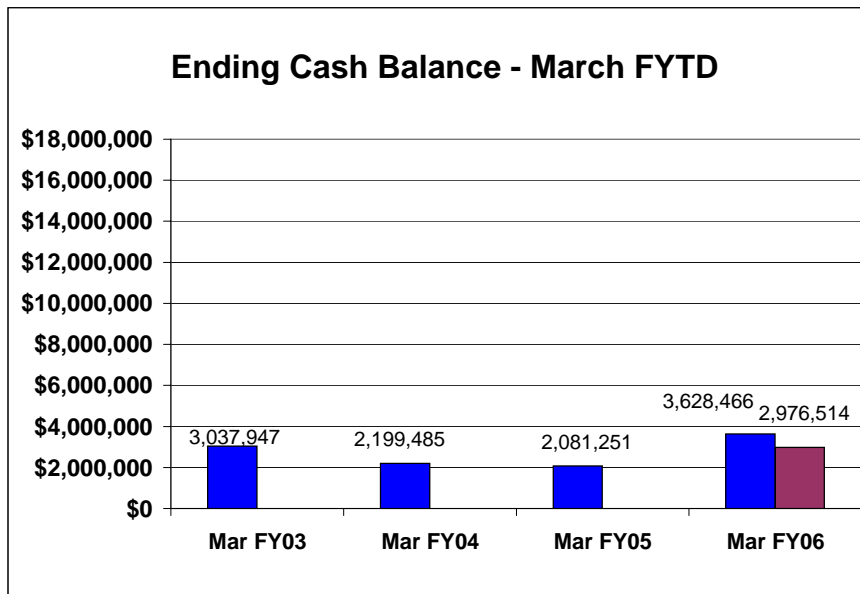
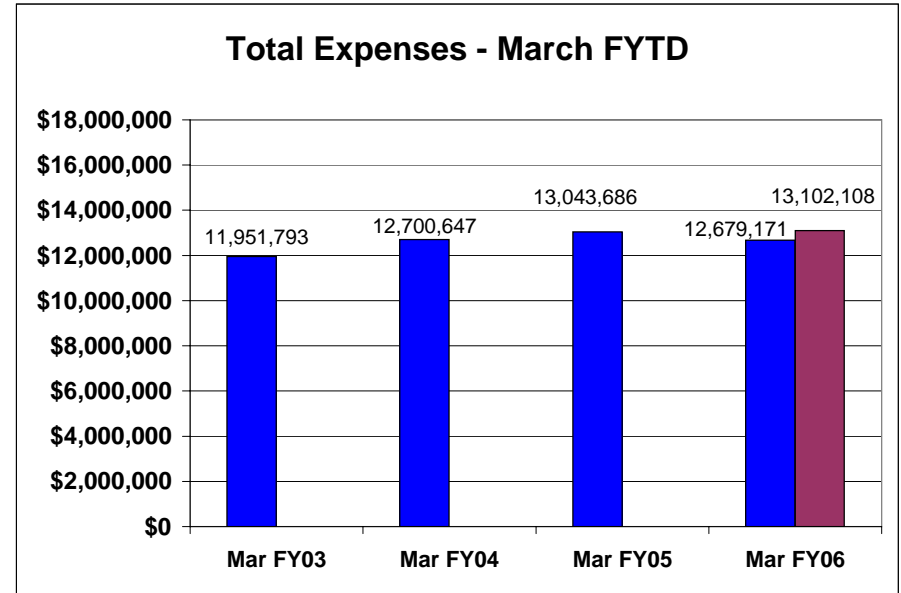
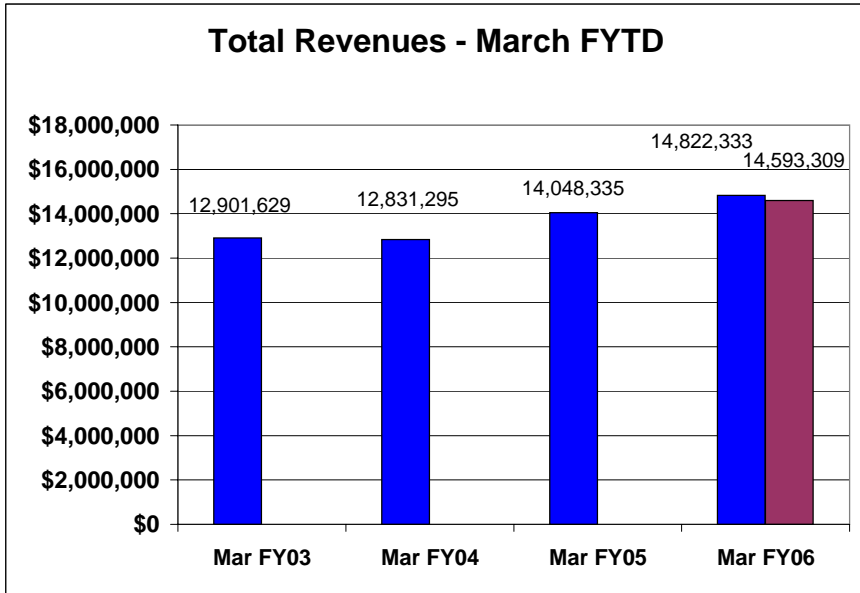


## FINNEYTOWN LOCAL SCHOOL DISTRICT -- HAMILTON COUNTY HISTORICAL TREND ANALYSIS - MARCH 2006 FYTD GENERAL FUND ONLY



### FINANCIAL HIGHLIGHTS - March 2006 FYTD

#### Total Revenues (Line 2.08)

- Total revenues were \$1,575,445 for March, \$14,822,333 for the fiscal year.
- General Property Real Estate \$238,376 FYTD favorability is both timing and non-timing related; currently projected to finish \$83k favorable to plan
- Personal Tangible revenues are also favorable by \$33k (final)
- All Other Operating is unfavorable by \$54k, due to timing of SF-14 tuition

#### Total Expenditures (Line 5.05)

- Total expenses were \$1,351,784 for March, \$12,679,171 for the fiscal year.
- Personal services are trending favorably FYTD by \$97,258.
- Purchase services \$215,318 FYTD favorability is both timing and non-timing related; currently projected to finish \$50k favorable (special education)
- All other expenditures are on target to remain within fiscal year plan levels.

#### Cash Balance (Line 7.02)

- Ending cash balance was \$3,628,466.
- The District expects to finish the fiscal year favorable to plan.

CHART LEGEND

■ Actual

■ Budget