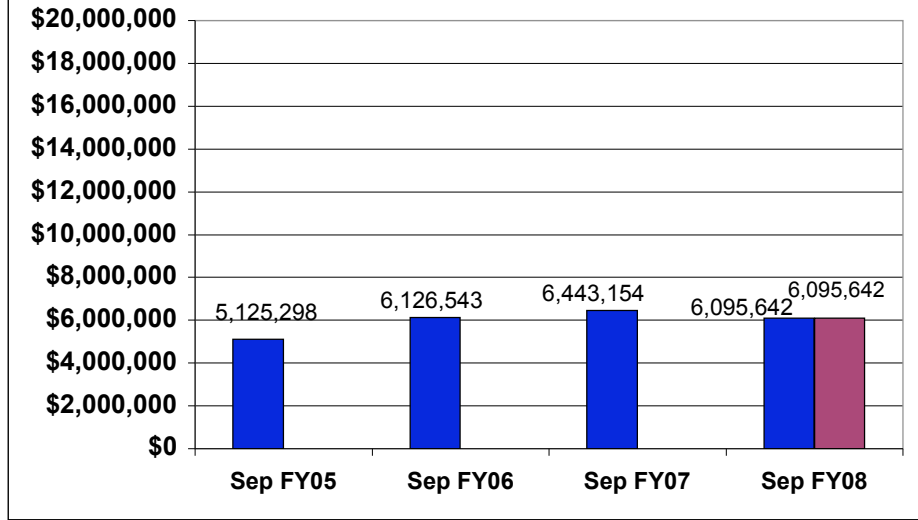
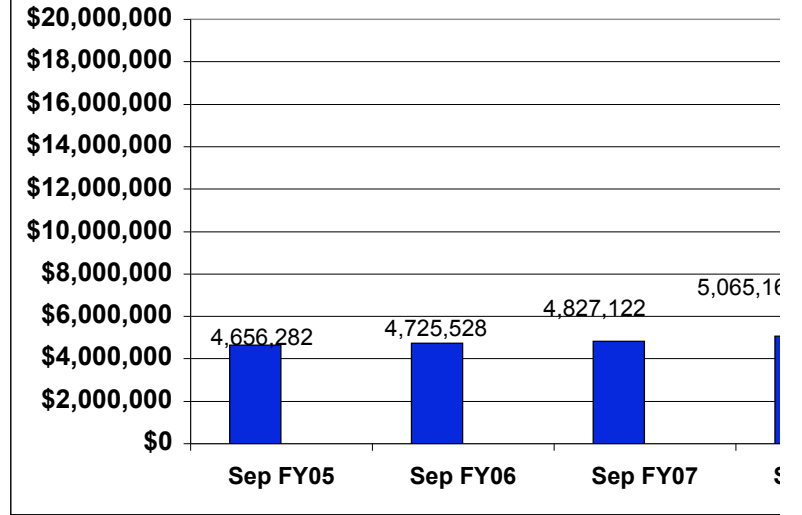


**FINNEYTOWN LOCAL SCHOOL DISTRICT -- HAMILTON COUNTY  
HISTORICAL TREND ANALYSIS - SEPTEMBER 2007 FYTD  
GENERAL FUND ONLY**

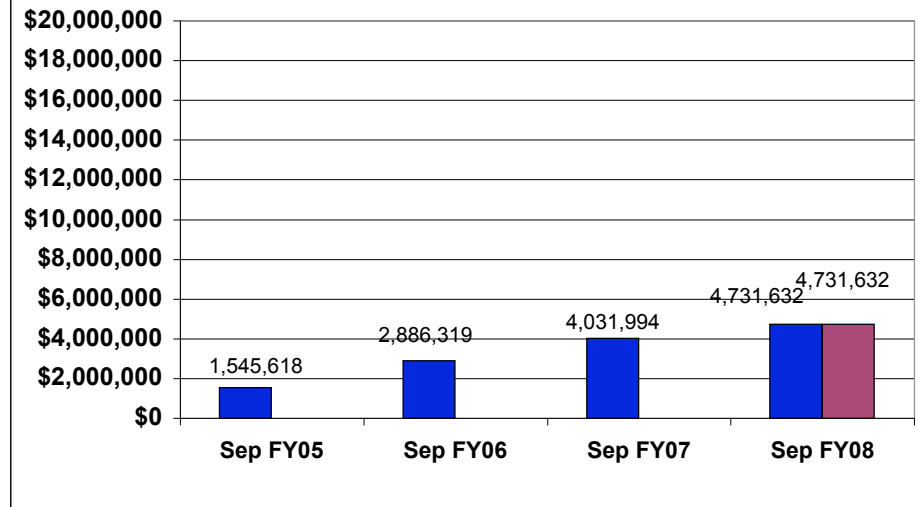
**Total Revenues - September FYTD**



**Total Expenses - September FYTD**



**Ending Cash Balance - September FYTD**



**FINANCIAL HIGHLIGHTS - September 2007 FYTD**

**Total Revenues (Line 2.08)**

- Total revenues were \$652,640 in September and \$6,095,642 in FY08.
- Real Estate tax collection unfavorability versus prior year is a result of a 1/3rd red assessment rates, a \$1.9 million inventory reduction and a \$1.9 million reduction in property tax allocation.
- Personal Property tax revenues are lower due to a 1/3rd red assessment rates, a \$1.9 million inventory reduction and a \$1.9 million reduction in property tax allocation.
- Property tax allocation includes state subsidies for legislative electric and tangible personal property tax phase outs.

**Total Expenditures (Line 5.05)**

- Total expenditures were \$1,550,942 for September and \$5,065,160 in FY08.
- Salaries totaled \$966,494 in September including \$96,726 in FY08.
- Benefits totaled \$279,053 in September and \$810,478 in FY08.

**Cash Balance (Line 7.02)**

- Expenditures exceeded revenues for the month by \$898,302.
- Fiscal year to date, revenues exceed expenditures by \$1,030,942.
- Ending cash balance was \$4,731,632.

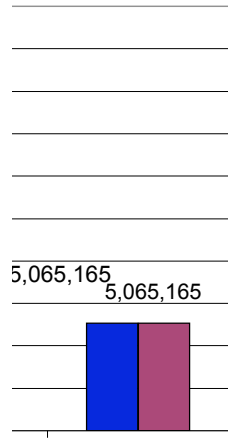
CHART LEGEND

■ Actual

■ Budget



FYTD



Sep FY08

2 FYTD.  
a timing issue.  
duction in  
19, 871 refund.  
ely enacted gas,

065,165 FYTD.  
1 severance.  
year to date.

2.  
0,477.

st

