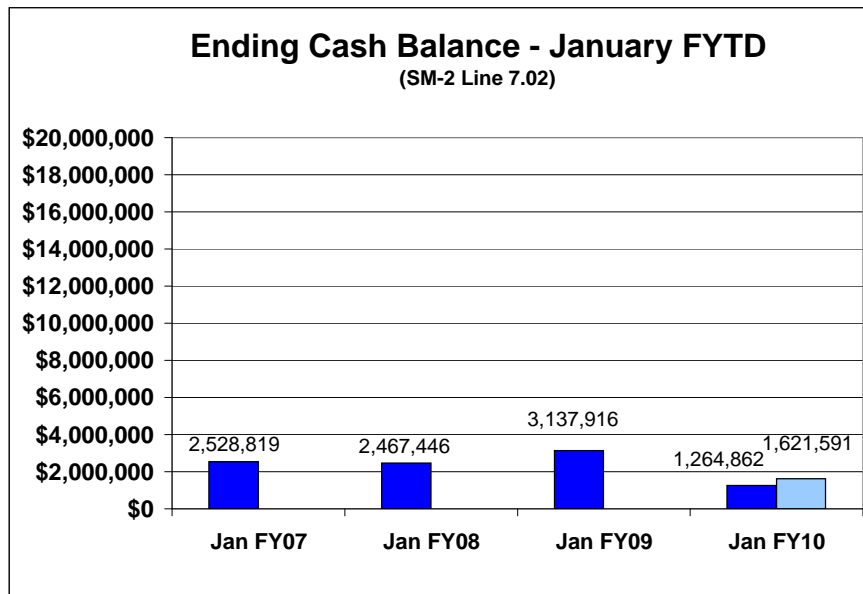
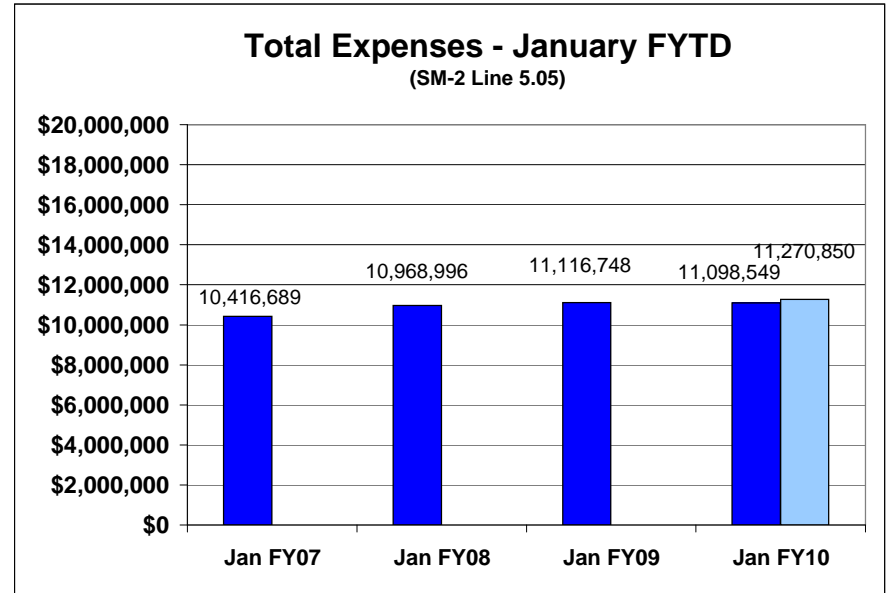
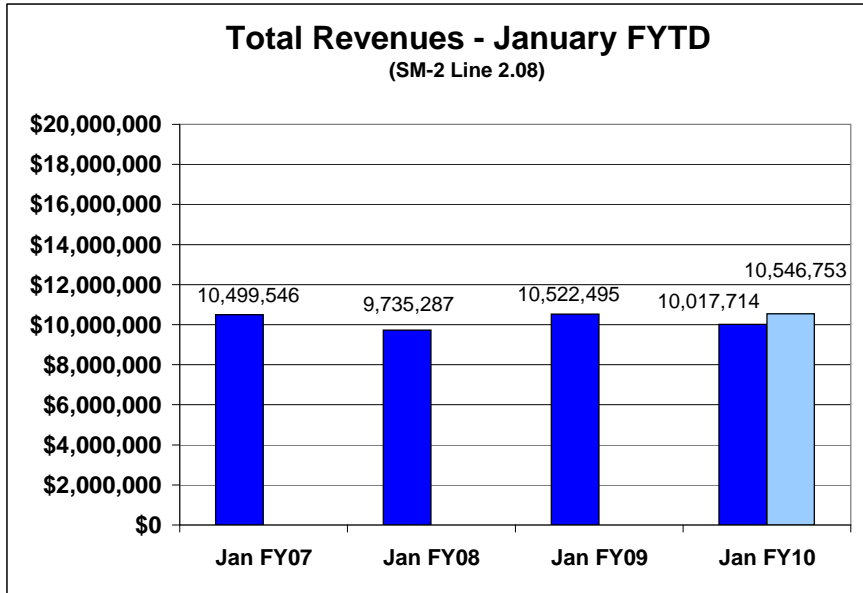


**FINNEYTOWN LOCAL SCHOOL DISTRICT -- HAMILTON COUNTY
HISTORICAL TREND ANALYSIS - JANUARY 2010 FYTD
GENERAL, PBA & SFS FUNDS (001,494,532)**



FINANCIAL HIGHLIGHTS - January 2010 FYTD

Total Revenues (Line 2.08)

- Total revenues were \$577,734 in January and \$10,017,714 FYTD.
- Real estate tax is unfavorable by \$483k; this is a timing issue.
- Unrestricted Grants is unfavorable by \$89k; this is a timing issue.
- January FYTD revenues and sources are at 5.0% under plan.

Total Expenditures (Line 5.05)

- Salaries totaled \$936,057 in January and \$7,099,308 fiscal year to date.
- Benefits are 164K favorable to plan; approximately \$110k is due to timing.
- Total expenditures were \$1,432,168 for January and \$11,098,549 for the fiscal year.
- January FYTD expenditures are at 1.5% under plan.

Cash Balance (Line 7.02)

- Expenditures exceeded revenues for the month by \$854,434.
- Fiscal year to date, expenditures exceed revenues by \$1,080,835.
- Ending cash balance was \$1,264,862.

CHART LEGEND ■ Actual ■ Budget