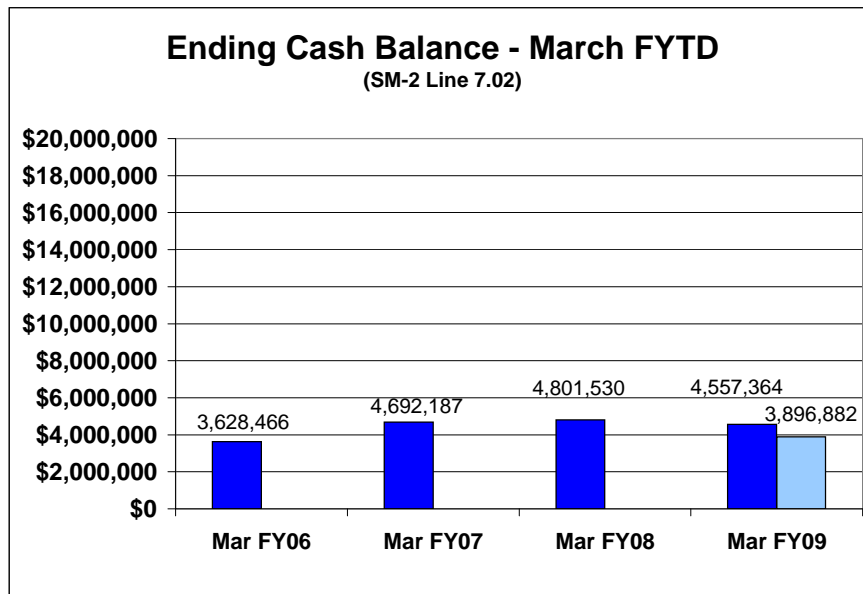
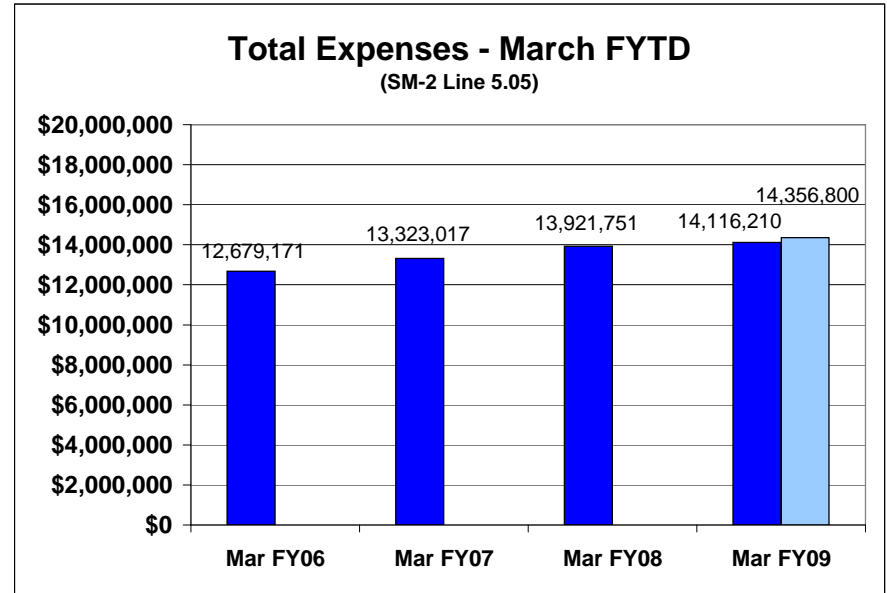
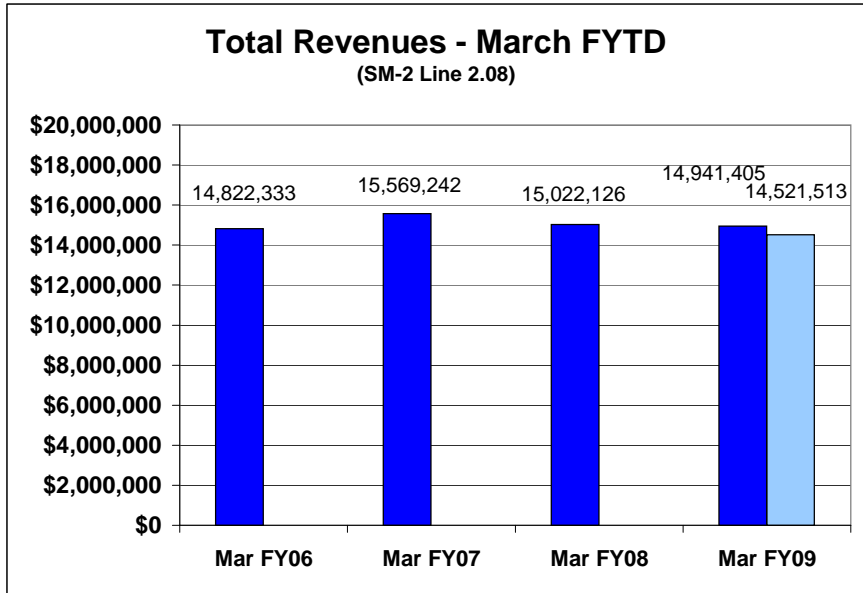


**FINNEYTOWN LOCAL SCHOOL DISTRICT -- HAMILTON COUNTY
HISTORICAL TREND ANALYSIS - MARCH 2009 FYTD
GENERAL FUND & PBA FUND (001 & 494)**



FINANCIAL HIGHLIGHTS - March 2009 FYTD (Fiscal Year To Date)

Total Revenues (Line 2.08)

- Total revenues were \$1,441,648 in March and \$14,941,405 FYTD.
- Real estate tax is favorable by \$329k; at least \$92k is permanent.
- All Other Operating Revenue is unfavorable by (\$29k)
- March FYTD revenues and sources are at 102.9% of budget.

Total Expenditures (Line 5.05)

- Total expenditures were \$1,543,160 for the month and \$14,116,210 FYTD
- Salary and benefit expense in March totaled \$1,208,574.
- Salaries are currently running (\$62k) unfavorable to plan.
- Benefits are currently running \$40k favorable to plan.
- March FYTD expenditures are at 98.32% of budget.

Cash Balance (Line 7.02)

- Fiscal year to date, revenues exceeded expenditures by \$825,195.
- Ending cash balance was \$4,557,364.

CHART LEGEND ■ Actual ■ Budget